

Fig. S1. Funnel plot of the prevalence of generalized anxiety disorder in psoriasis. Red dotted circle indicates the study removed from the meta-analysis for publication bias. se: standard error; ES: effect size.

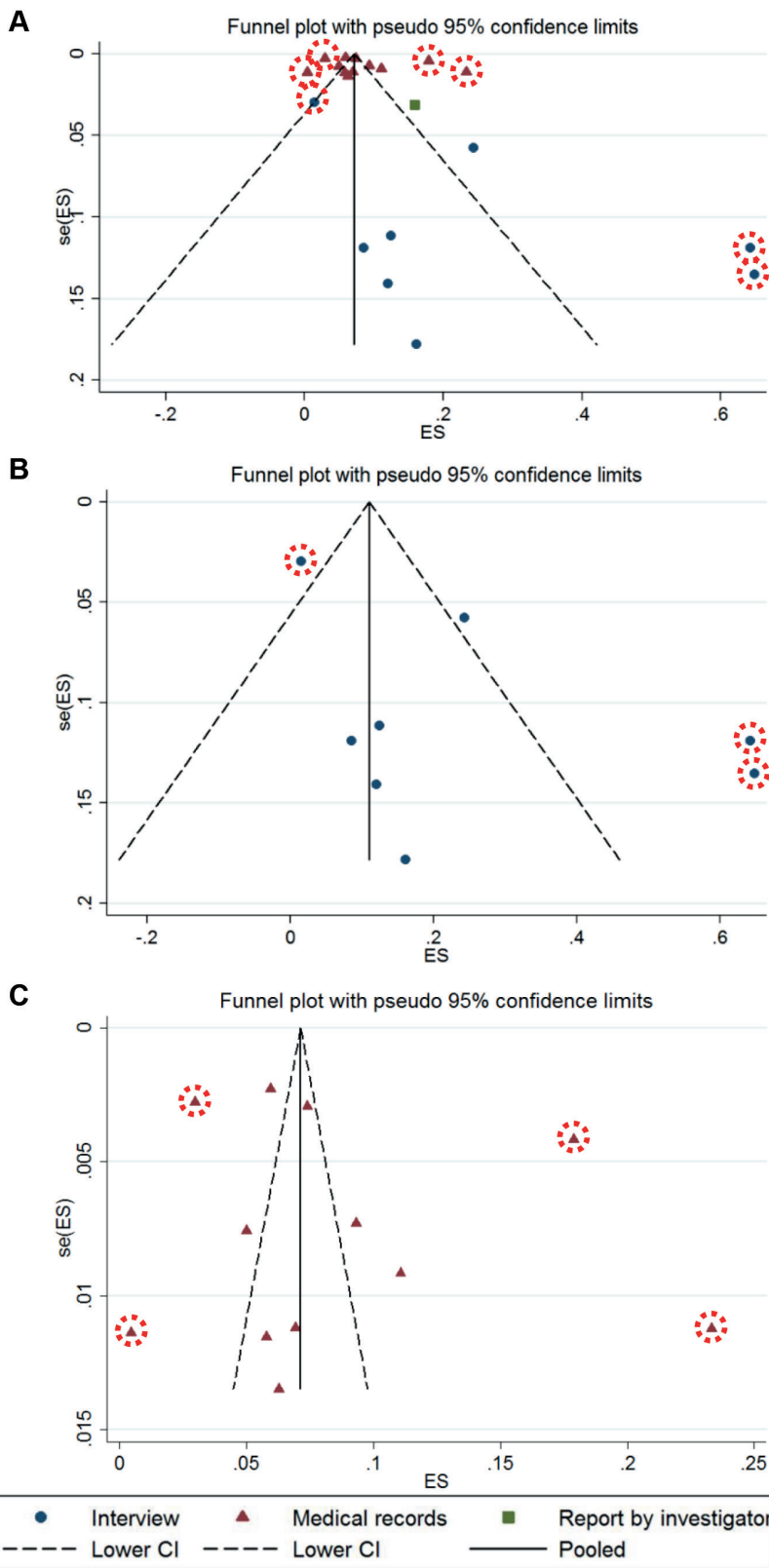


Fig. S2. Funnel plot of the prevalence of unspecified anxiety disorder in psoriasis. Funnel plot of all studies assessing the prevalence of unspecified anxiety disorder in psoriasis according to (A) the method of assessment and (B) focus on studies using interview and (C) medical reports. Red dotted circles indicate the study removed from the meta-analysis for publication bias. se: standard error; ES: effect size.

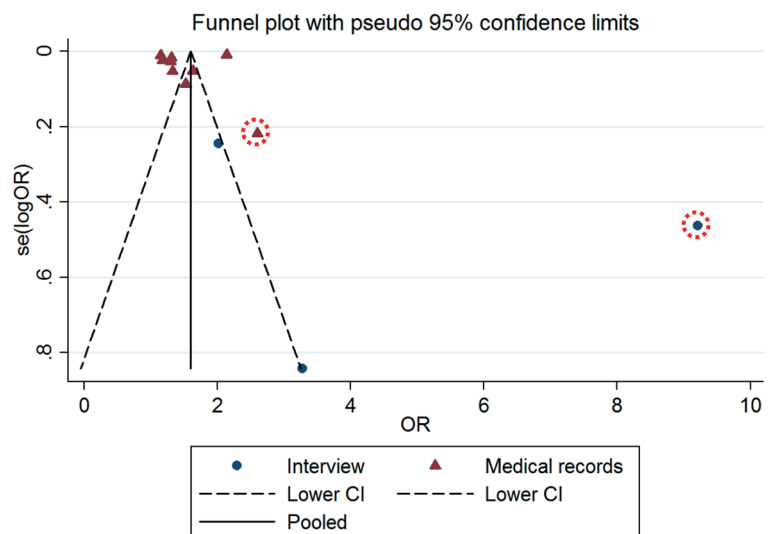


Fig. S3. Funnel plot of the association between unspecified anxiety disorder and psoriasis. (A) Funnel plot of all studies assessing the association between unspecified anxiety disorder and psoriasis according to the method of assessment. *Red dotted circles* indicate studies removed from the meta-analysis for publication bias. logOR: log of odds ratio; OR: odds ratio; 95% CI: 95% confidence interval.

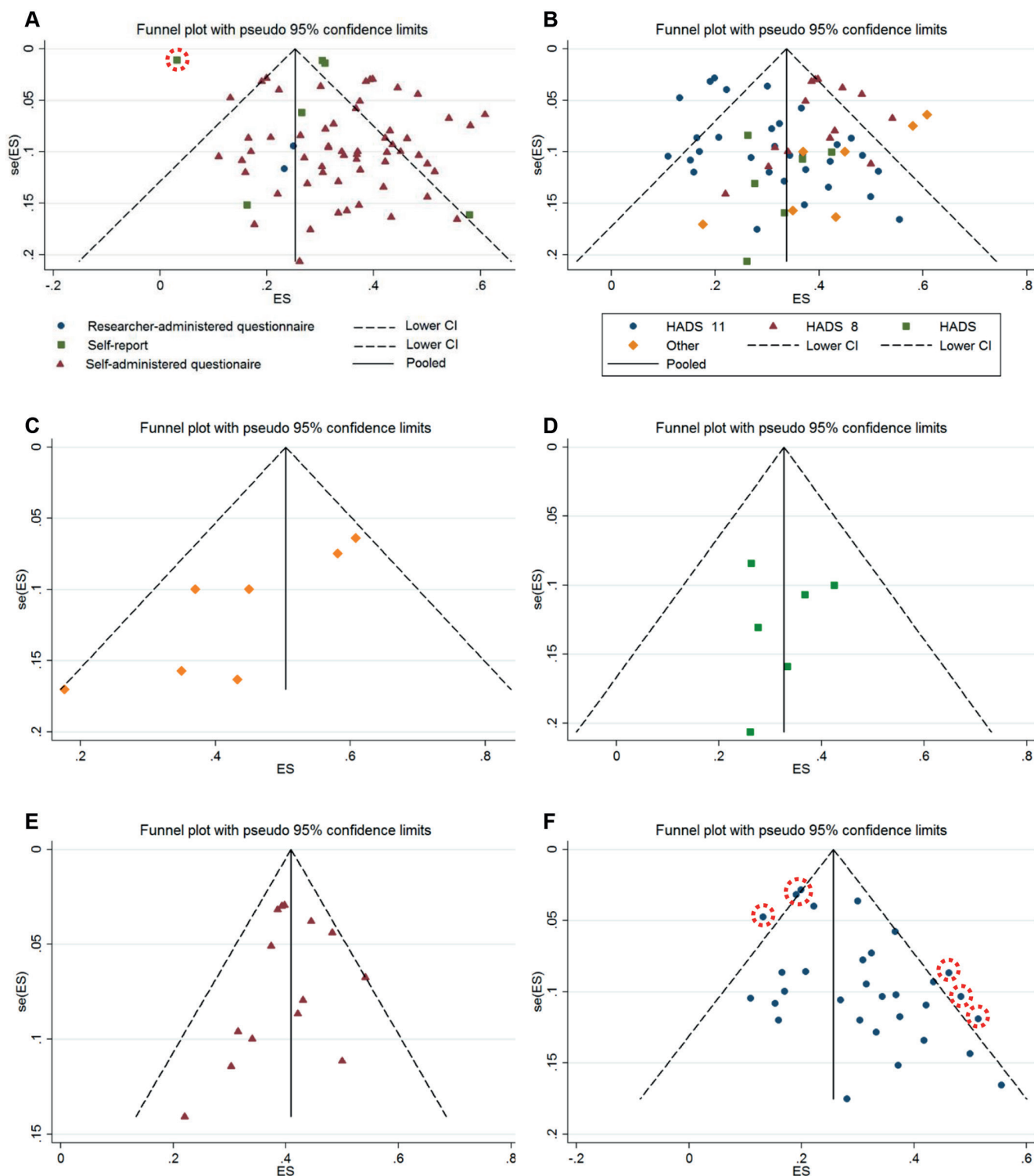


Fig. S4. Funnel plot of the prevalence of anxiety symptoms in psoriasis. Funnel plot of all studies assessing the prevalence of anxiety symptoms in psoriasis according to (A) the method of assessment and (B) focus on studies using self-questionnaires. Other funnel plots detailed results for studies using (C) non-Hospital Anxiety and Depression Scale (HADS) questionnaires, using (D) HADS without cut-off specification, using (E) HADS with a cut-off of 8, and (F) HADS with a cut-off of 11. Red dotted circles indicate studies removed from the meta-analysis for publication bias.

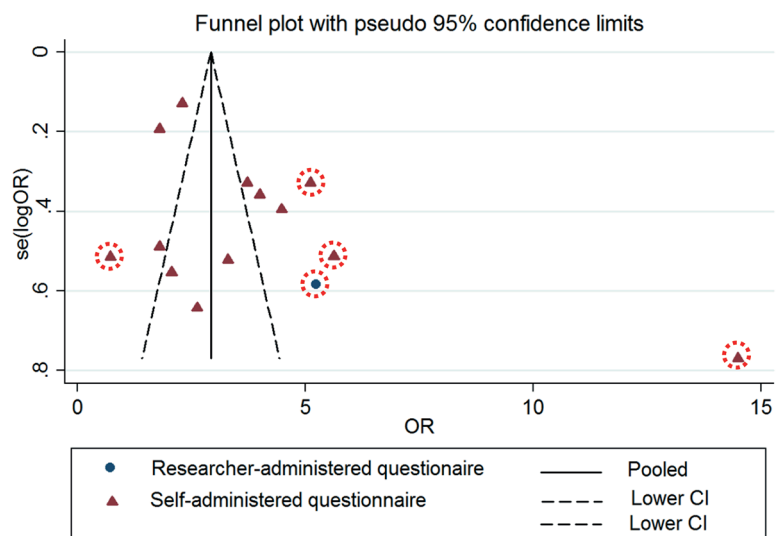


Fig. S5. Funnel plot of the association between anxiety symptoms and psoriasis. Red dotted circles indicate studies removed from the meta-analysis for publication bias. logOR: log of odds ratio; OR: odds ratio; 95% CI: 95% confidence interval.