

Fig. S1. Number of days off work in the previous 6 months owing to psoriasis in: (a) all Nordic respondents; and (b) Nordic respondents by achievement of clear/almost clear skin outcome. 35% of patients (40% of women and 27% of men) needed ≥ 1 day off work in the last 6 months due to their psoriasis. Patients were asked how many days, if any, in the previous 6 months they had had off work because of their psoriasis.

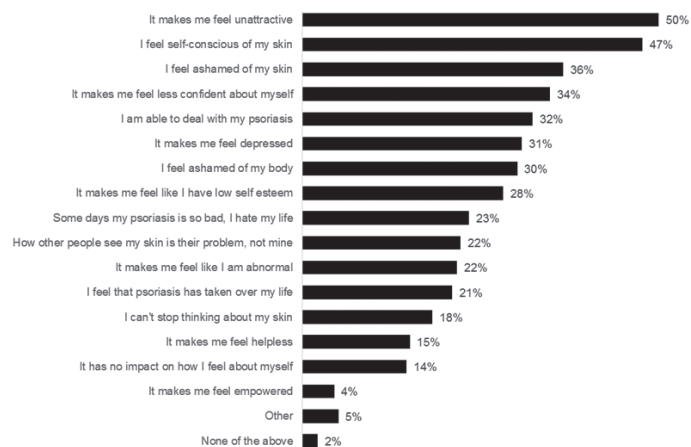


Fig. S2. Feelings that patients associate with psoriasis. Patients were asked how living with psoriasis made them feel.

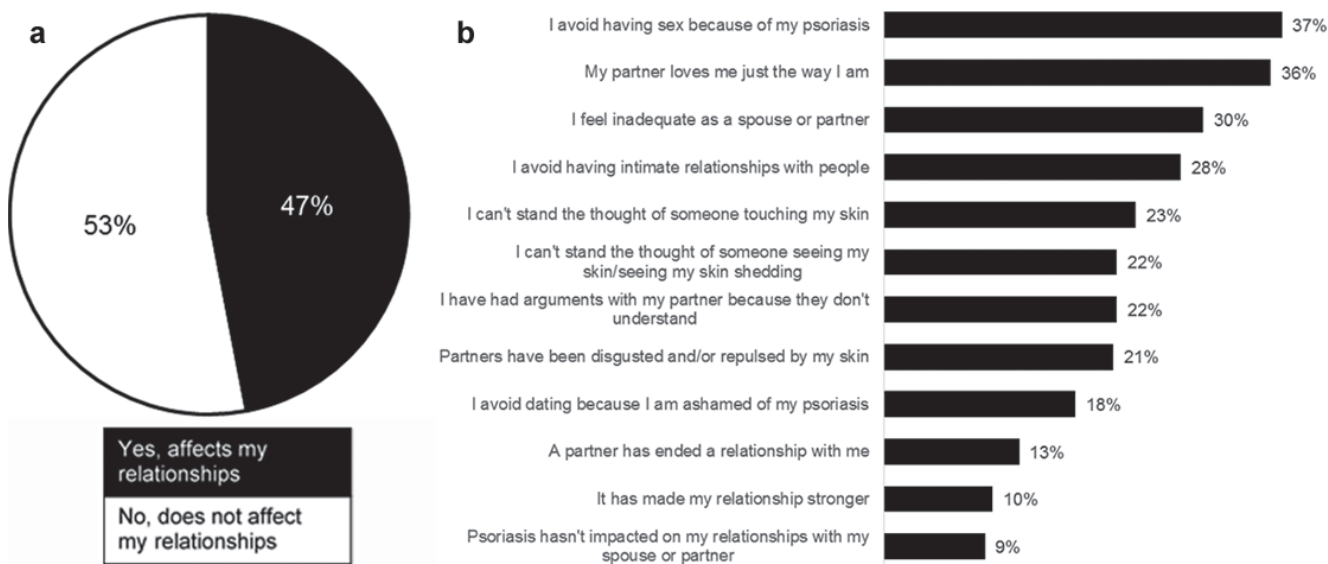


Fig. S3. Impact of psoriasis on patients' relationships. (a) Proportion of patients who feel that psoriasis has affected their relationships with partners/spouses and (b) specific effects of psoriasis on those relationships. (a) Patients were asked if psoriasis had ever impacted on relationships with current/previous spouse or partner. (b) Patients were asked how psoriasis had impacted on relationships with current/previous spouse or partner.

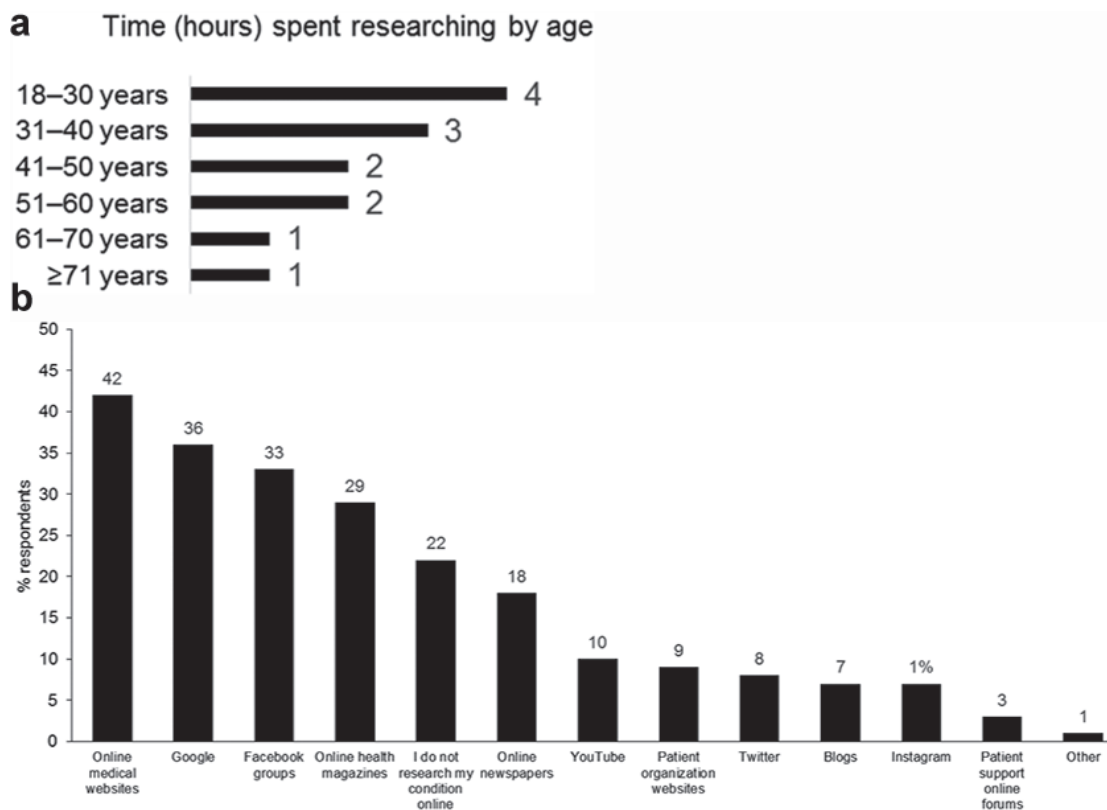


Fig. S4. Use of online information sources. (a) Mean amount of time per month that patients spend online researching their condition by age; and (b) the information sources used by patients. (a) Patients were asked how much time they actively spent online per month learning, reading or writing about psoriasis. (b) Patients were asked from which specific online platforms they sought information about psoriasis).