

Figure S1. Survival function for mortality (overall survival) in patients receiving immune checkpoint inhibitors (ICIs). 109 participants died after starting ICI therapy; 50% probability of mortality was reached at 2.3 years (27 months) of follow-up.

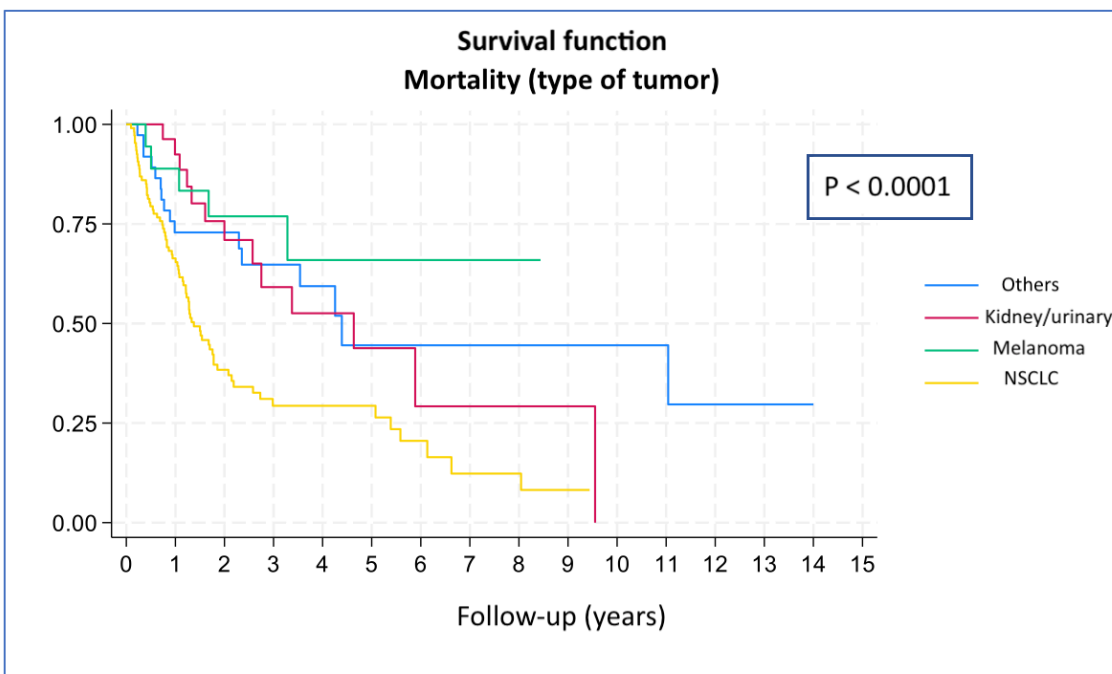


Figure S2. Survival function for mortality (overall survival) in patients receiving immune checkpoint inhibitors (ICIs) according to cancer type. Mortality rates were higher in participants with non-small cell lung cancer (NSCLC; 37.4 per 100 person-years) than in those with kidney and urinary cancers (15.8 per 100 person-years), melanoma (9.4 per 100 person-years), or other tumors (14.5 per 100 person-years), with a *P* value < 0.0001.

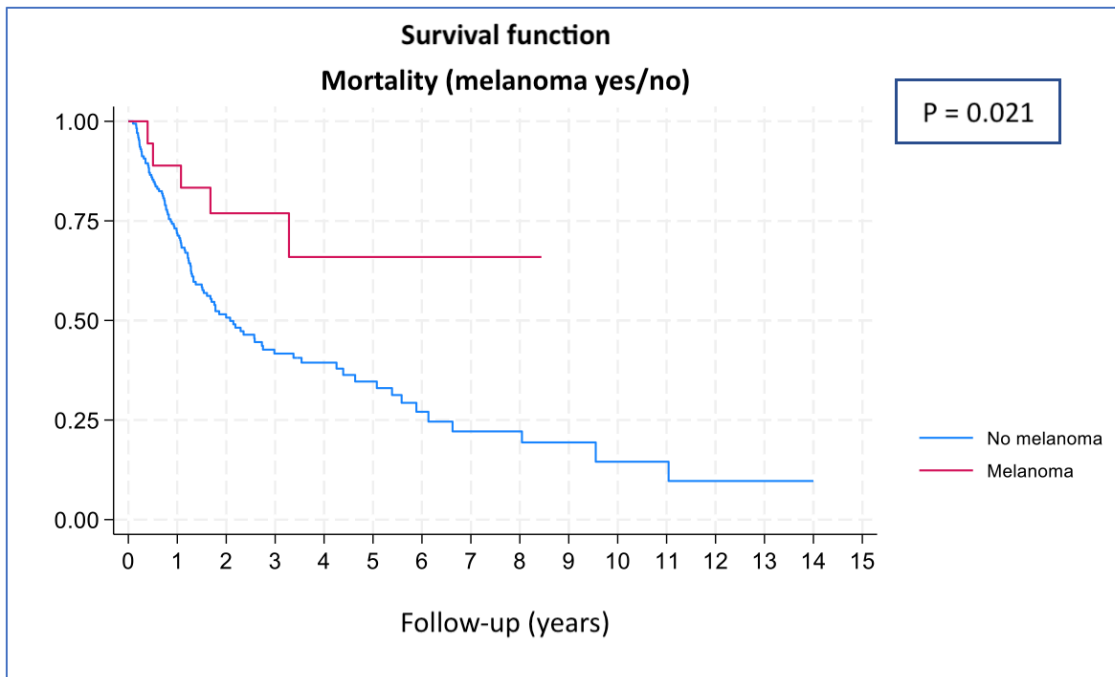


Figure S3. Survival function for mortality (overall survival) in patients receiving immune checkpoint inhibitors (ICIs) for melanoma and patients receiving ICIs for tumors other than melanoma. Mortality rates were lower in participants with melanoma versus without melanoma (9.4 versus 26.2 per 100 patient-years; $P = 0.021$).

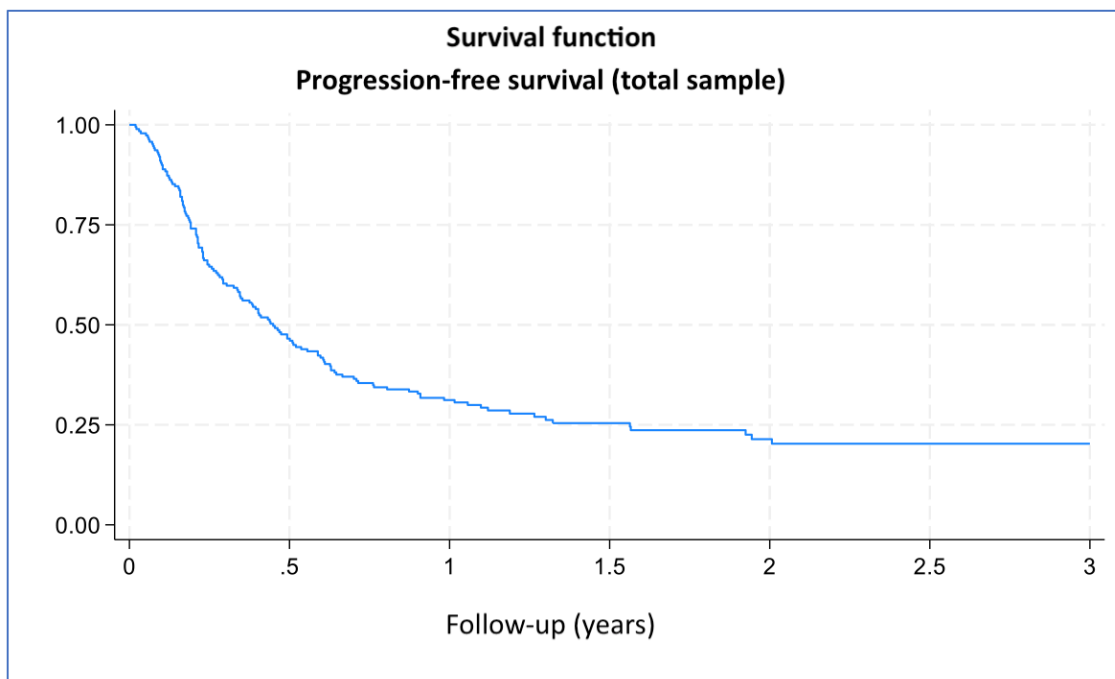


Figure S4. Survival function for progression-free survival in patients receiving immune checkpoint inhibitors (ICIs). 143 participants showed disease progression after starting ICI therapy; 50% probability of progression was reached at 0.45 years (5.4 months) of follow-up.

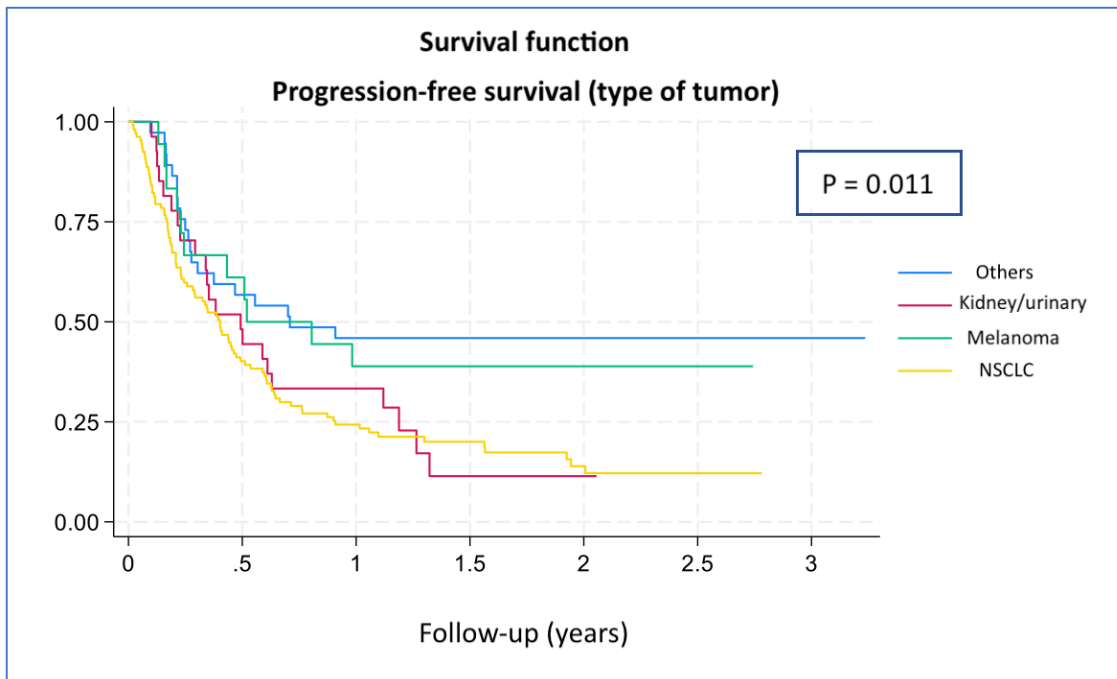


Figure S5. Survival function for progression-free survival in patients receiving immune checkpoint inhibitors (ICIs) according to cancer type.

Progression rates were higher in participants with NSCLC (130.9 per 100 patient-years) than in those with kidney or urinary cancers (123.6 per 100 patient-years), melanoma (60.9 per 100 patient-years), or other tumors (58.0 per 100 patient-years), with a *P* value of 0.011.

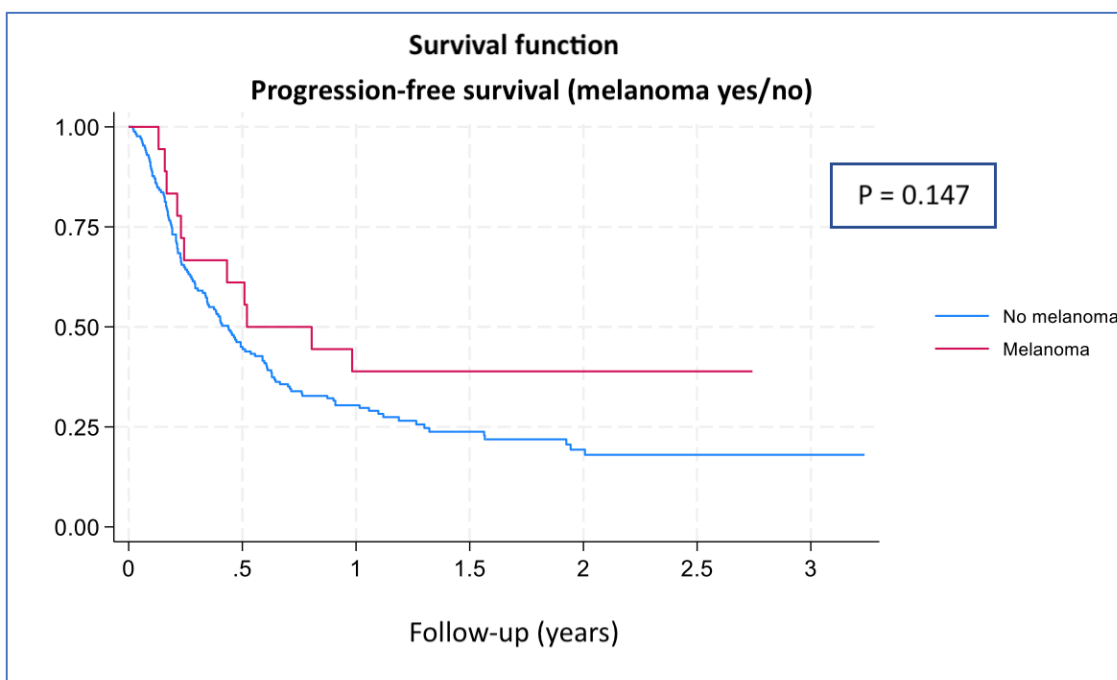


Figure S6. Survival function for progression-free survival in patients receiving immune checkpoint inhibitors (ICIs) for melanoma and patients receiving ICIs for tumors other than melanoma.

Progression rates were lower in participants with melanoma versus without melanoma (60.9 versus 109.1 per 100 patient-years), but the difference was nonsignificant (*P* = 0.147).