

Supplementary material has been published as submitted. It has not been copyedited, or typeset by Acta Oncologica
Supplementary data

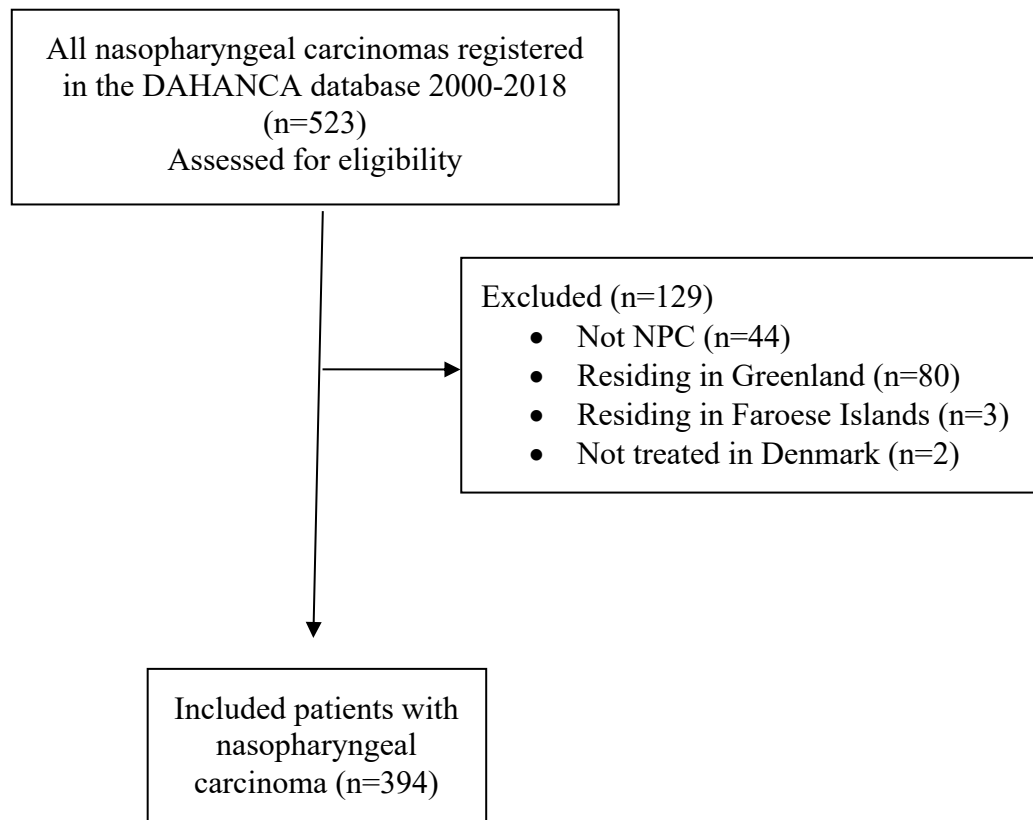


Figure 1: Diagram of included patients

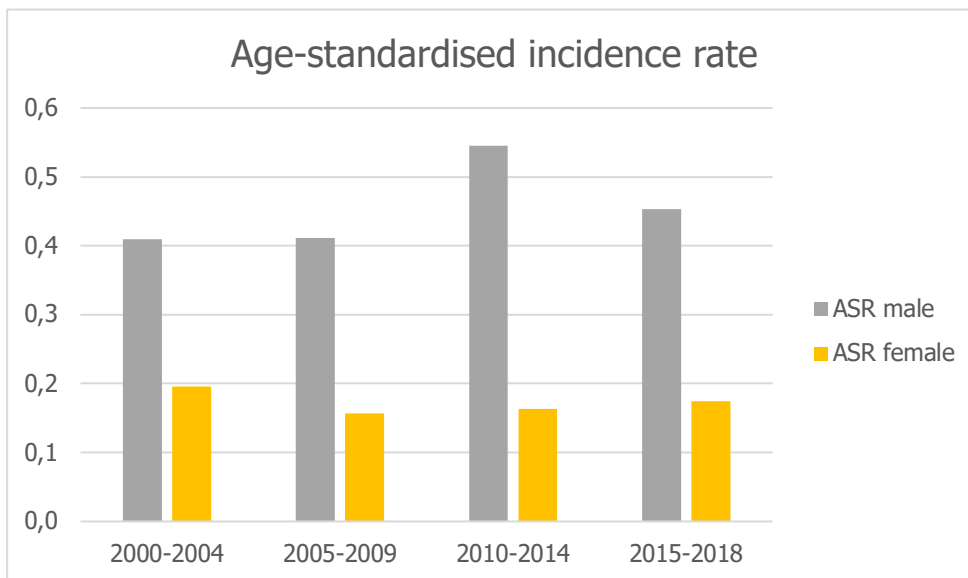
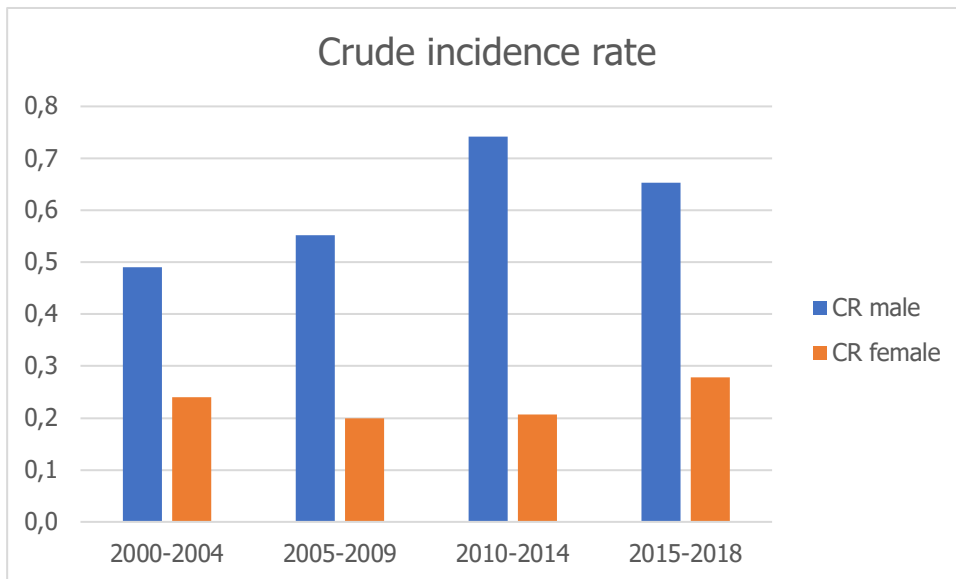


Figure 2: Crude rate and age-standardised incidence rate (patients/100,000 person years)

Table 1: Hazard ratio (HR) for overall survival and disease-specific survival according to EBV-status.

		Univariate analysis			Multivariate analysis [^]		
	n	HR	CI	p-value	HR	CI	p-value
Overall survival							
EBV negative	61	1 (ref)			1 (ref)		
EBV positive	160	0.47	[0.3;0.7]	<0.001	0.76	[0.5;1.2]	0.25
Disease-specific survival							
EBV negative	61	1 (ref)					
EBV positive	160	0.57	[0.3;1.0]	0.033	0.97	[0.5;1.8]	0.92
[^] Adjusted for age, gender, smoking, stage and primary treatment.							